



A DewertOkin Technology Brand

Powered by **OKIN**



SEATING SYSTEMS

System Solutions for Seating Applications

DEWERTOKIN TECHNOLOGY GROUP

DewertOkin Technology Group Ltd. is a subsidiary of Phoenix Meccano Group in Switzerland. Its two brands, Dewert and OKIN, are originated in North Rhine-Westphalia, Germany, counting over 40 years of history. With 5 production bases in Asia-Pacific and Europe, and a total of nearly 3,000 employees, DewertOkin provides integrated hardware and software solutions for Smart Home, Smart Healthcare, Smart Office and other scenarios.

- Smart Manufacturing
- Production Real-time Traceability
- Global Supply Chain
- Fast Delivery Guarantee



ONE-STOP SOLUTION FOR SMART FURNITURE

Under the brand OKIN you can find a wide range of products for smart furniture (such as motion upholstery, massage chairs, theatre seating, recliners and adjustable beds) and adjustable office desk and chair systems. Whereas the brand Dewert offers high performance products for medical applications (such as medical and nursing beds).

The first in the industry to propose a One-stop Smart Solution concept, our company serves over 1/5 of the world's smart furniture manufacturers and is the preferred supplier of many world-class brands. With a presence in over 28 countries and regions around the world, DewertOkin is a true industry leader.



Over 40 years of experience

Over 40 years focusing on the development and innovation of One-stop Smart Solutions. 5 innovative R&D centers around the world with post-doctoral workstations as the core. Over 1,500 patents, including more than 900 patents for inventions.



- In May 2021, we set up the first high-level national laboratory in the industry accredited by China National Accreditation Service for Conformity Assessment (CNAS).
- Awarded the National High-tech Enterprise Certificate & National IP Advantage Enterprise, and is the main drafting unit of the national light industry and Zhejiang manufacturing group standards.
- Approved by authoritative certification institutions.

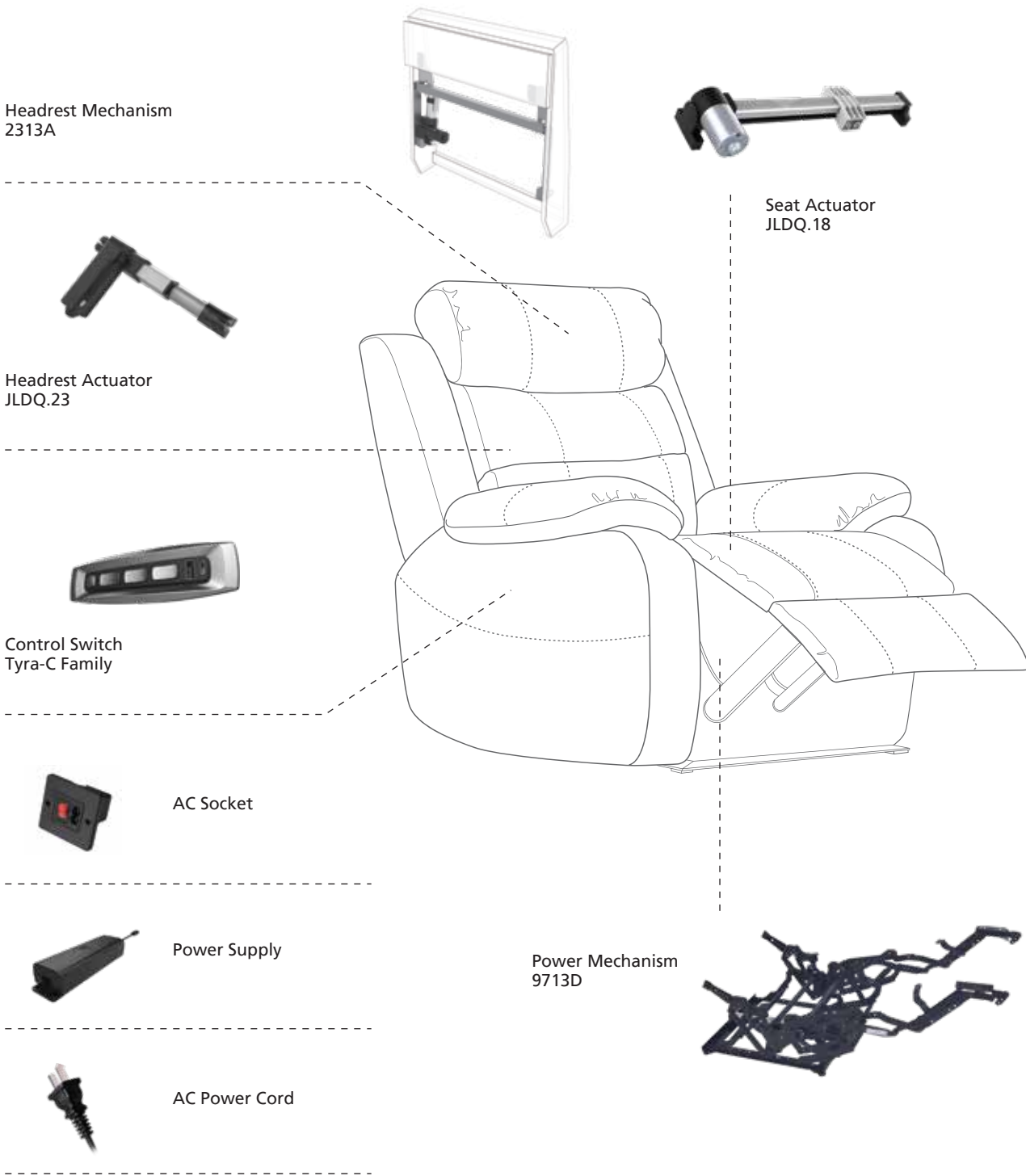


System Solutions for Smart Seating

System Solutions for Manual Recliner



System Solutions for Power Recliner



Our seat mechanisms have passed the test for

25000 Life Cycles 350 Lbs



9011DN Zero Gravity (Power)

Metal-to-Floor



- 1. Zero Gravity position simulates the absence of gravity in the space
- 2. The legs are slightly higher than the heart to reduce the pressure on the body and achieve extreme comfort
- 3. Large diameter crossbar and long-lasting rivet joints
- 4. KD back brackets allow easy back removal for handling and transportation
- 5. Available in standard and custom sizes

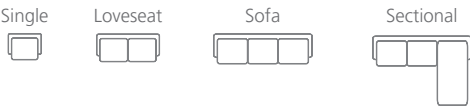
9001D (Power)

Metal-to-Floor



- 1. The backrest leans completely against the wall, with zero distance
- 2. Unique backrest design prevents clothes from pulling and provides better lumbar support
- 3. Ingenious patented design to prevent the deformation
- 4. Large diameter crossbar and long-lasting rivet joints
- 5. KD back brackets allow easy back removal for handling and transportation
- 6. Available in standard and custom sizes

9713 / 9713D (Manual / Power)



- 1. 9713 (Manual) and 9713D (Power) versions with standard installation processes
- 2. Ingenious patented design to prevent deformation
- 3. Wood frame interchangeable with Rocker / Glider / Lift Chair series
- 4. Large diameter crossbar and long-lasting rivet joints
- 5. KD back brackets allow easy back removal for handling and transportation
- 6. Available in standard and custom sizes

9713DX Quick-install (Power)

Metal-to-Floor



- 1. 9713DX Quick installation design, higher efficiency
- 3. Ingenious patented design to prevent deformation
- 4. Wood frame interchangeable with Rocker / Glider / Lift Chair series
- 5. Large diameter crossbar and long-lasting rivet joints
- 6. KD back brackets allow easy back removal for handling and transportation
- 7. Available in standard and custom sizes

9145D Low Seat True Zero-wall (Power)



- 1. The backrest leans completely against the wall, with zero distance
- 2. Unique backrest design prevents clothes from pulling and provides better lumbar support
- 3. Seat height compression design, reduced by 50mm
- 4. Large diameter crossbar and long-lasting rivet joints
- 5. KD back brackets allow easy back removal for handling and transportation
- 6. Available in standard and custom sizes

905 / 906 Rocker (Manual)

Metal-to-Floor



905 Rocker (Manual) 906 Rocker (Manual)

- 1. Ingenious patented design to prevent deformation
- 2. Wood frame interchangeable with Zero-wall / Glider / Lift Chair series
- 3. Large diameter crossbar and long-lasting rivet joints
- 4. KD back brackets allow easy back removal for handling and transportation
- 5. Cable/Handle/Lever available as activating options
- 6. Available in 7 standard and custom sizes

907 / 907D Glider (Manual / Power)
908 / 908D Glider (Manual / Power)



907 / 907D Glider (Manual / Power) 908 / 908D Glider (Manual / Power)

- 1. Available in Power (907D / 908D) and Manual (907 / 908) versions
- 2. Ingenious patented design to prevent deformation
- 3. Wood frame interchangeable with Zero-wall / Rocker / Lift Chair series
- 4. Large diameter crossbar and long-lasting rivet joints
- 5. KD back brackets allow easy back removal for handling and transportation
- 6. Cable / Handle / Lever available as activating options for manual versions
- 7. Available in 7 standard and custom sizes


5216D / 5217D Zero Gravity (Power)

Wood-to-Floor



1. High-leg (5216D) and Low-leg (5217D) Zero Gravity recliners
2. Zero Gravity position simulates the absence of gravity in the space
3. The legs are slightly higher than the heart to reduce the pressure on the body and achieve extreme comfort
4. New linkage drive design provides a stable and smooth movement
5. KD back brackets allow easy back removal for handling and transportation
6. Available in standard and custom sizes


5198D True-Zero Wall (Power)



1. Suitable for high-leg armchairs and sofas
2. The backrest leans completely against the wall, with zero distance
3. Unique backrest design prevents clothes from pulling and provides better lumbar support
4. New linkage drive design provides a stable and smooth movement
5. KD back brackets allow easy back removal for handling and transportation
6. Available in standard and custom sizes

5368 / 5468D Low-leg (Manual / Power)

Wood-to-Floor




5368 Low-leg (Manual)

5468D Low-leg (Power)

1. Suitable for low-leg armchairs and sofas
2. Manual (5368) and Power (5468D) versions available
3. Spring loaded footrest enhances safety throughout the movement.
4. New linkage drive design provides a stable and smooth movement
5. KD back brackets allow easy back removal for handling and transportation
6. Available in standard and custom sizes

5810D High-leg (Power)



1. Suitable for low seat high-leg armchairs and sofas
2. Increased depth and compressed height seat design
3. New linkage drive design provides a stable and smooth movement
4. KD back brackets allow easy back removal for handling and transportation
5. Available in standard and custom sizes

516DN High-leg (Power)
517D Low-leg (Power)

Wood-to-Floor



516DN High-leg (Power)



517D Low-leg (Power)

1. Available in High-leg (516DN) and Low-leg (517D) versions
2. Compressed design for lower seat height
3. New linkage drive design provides a stable and smooth movement
4. KD back brackets allow easy back removal for handling and transportation
5. Available in standard and custom sizes

7550 (Manual)



1. Push the armrest and lean back to open
2. Self-balancing design, the backrest can be stopped at any position
3. High-leg design
4. Extended split footrest for more comfortable leg support
5. KD back brackets allow easy back removal for handling and transportation

6111D (Single Motor)
6311D (Dual Motor)

Lift Chair



6111D (Single Motor)



6311D (Dual Motor)

6321D: with extended split footrest
6511D: with casters

1. Smooth lifting process
2. Wood frame interchangeable with Rocker / Lift / Glider series
3. KD back brackets allow easy back removal for handling and transportation
4. Available in sizes 0/-1/-2/-3/-4

1. Independent backrest design, close to lay-flat when fully reclined
2. Wood frame interchangeable with Rocker / Lift / Glider series
3. KD back brackets allow easy back removal for handling and transportation
4. Available in sizes 0/-1/-2/-3/-4

3101 (Manual)
3021D / 3031D (Power)

Relax Chair



360° swivel movement

3101 (Manual)



3021D / 3031D (Power)

1. Pneumatic control, the backrest can be paused at any position
2. KD armrest brackets optional, to ease handling and transportation
3. Higher lumbar support thanks to a higher backrest connection to the seat cushion
4. Unique backrest design prevents clothes from pulling and better lumbar support

1. Dual-motor (3021D) and triple-motor (3031D) systems
2. Compatible with manual or power headrest
3. Extended footrest and elevated design
4. Back, arm and base options available

1101 (Headrest)

Headrest & Lumbar



- 1. Increased stability with center drive
- 2. Wide angle rotation for extra headrest tilt
- 3. Anti-pinch design
- 4. Allows very slim backrest design
- 5. Available in different width sizes

2313A (Headrest)



- 1. Economical design, one-side drive
- 2. Reinforced crossbar optional
- 3. Wide angle headrest
- 4. Anti-pinch design
- 5. Available in different width sizes

2316A (Headrest)



- 1. Increased stability with center drive
- 2. Anti-pinch design
- 3. All visible parts are chrome-plated
- 4. Headrest height raised
- 5. Available in different width sizes

2812 (Lumbar)

Headrest & Lumbar



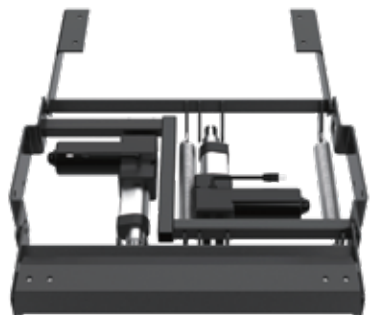
- 1. Increased stability with center drive
- 2. Allows very slim backrest design
- 3. Simple design, easy to install
- 4. Lumbar support stroke: 65mm Max
- 5. Available in different width sizes

2523B (Headrest & Lumbar)



- 1. Headrest (2314) & Lumbar (2812) split design
- 2. Increased stability with center drives
- 3. Allows very slim backrest design
- 4. Simple design, easy to install
- 5. Available in different width sizes

1401 / 1501 (Headrest & Lumbar)



- 1. Integrated dual-motor headrest and lumbar system
- 2. Increased stability with center drives
- 3. Wide angle rotation for extra headrest tilt
- 4. Anti-pinch design
- 5. Available in different width sizes
- 6. Headrest bracket regular (1501) and extended (1401) versions

POWERED BY OK



Noiseless



Powerful



Stable



JLDQ.18

JLDQ.27

Actuator



| | | |
|--------------------|--------------------------------------|---|
| Input voltage | 29V DC | 29V DC |
| Max. load capacity | 3000N (Push) / 1500N (Pull) | 6000N (Push) / 3000N (Pull) |
| Stroke | 25 - 500mm | 20 - 400mm (Common) / 20 - 500mm (Side) |
| Min. install size | ≥ Stroke + 123 (Common) / 100 (Side) | ≥ Stroke + 133 (Common) / 100 (Side) |
| Duty cycle | 2 min on / 18 min off | 2 min on / 18 min off |

JLDQ.19B

JLDQ.19

Actuator



| | | |
|--------------------|-----------------------------|-----------------------------|
| Input voltage | 29V DC | 29V DC |
| Max. load capacity | 4000N (Push) / 1000N (Pull) | 6000N (Push) / 3000N (Pull) |
| Stroke | 20 - 500mm | 20 - 300mm |
| Min. install size | ≥ Stroke + 150mm | ≥ Stroke + 150mm |
| Duty cycle | 2 min on / 18 min off | 2 min on / 18 min off |

JLDQ.14B

JLDQ.23




| | | |
|--------------------|-----------------------------|-----------------------------|
| Input voltage | 29V DC | 29V DC |
| Max. load capacity | 3000N (Push) / 1500N (Pull) | 2500N (Push) / 1500N (Pull) |
| Stroke | 20 - 300mm | 20 - 150mm |
| Min. install size | ≥ Stroke +135mm | ≥ Stroke + 110mm |
| Duty cycle | 2 min on / 18 min off | 2 min on / 18 min off |

OKIN provides you with your own handset and switch

Our team can help you make your vision become reality – from design to production, we have everything you need to create your own personalized handset and switch.




Stylish design



Easy to use



Multifunctional





Atlas-Air HS.10

Dinghy-Air HS.16




Handset



| | | |
|-----------|---|---|
| Material | Plastic | Plastic |
| Buttons | 9 buttons | 9 buttons |
| Functions | 2 motors / USB-A / Heating pad / Air massage / Indicator light / Backlight / Home | 2 motors / Heating pad / Air massage / Indicator light / Home |
| Color | Black  | Black  |

Atlas Family JLDK.38/HS.10



| | |
|-----------|--|
| Material | Plastic |
| Buttons | 2 / 4 / 5 / 6 / 7 / 9 buttons |
| Functions | Up to 3 motors / USB-A / Indicator light / Backlight / Home |
| Color | Black  Silver  White  |

Anton Family HS.12



| | |
|-----------|------------------------------|
| Material | Plastic |
| Buttons | 2 / 4 buttons |
| Functions | 1-2 motors / Indicator light |
| Color | Black |

Avatar Family HS.13



| | |
|-----------|--|
| Material | Plastic |
| Buttons | 2 / 3 / 4 / 5 / 6 / 7 buttons |
| Functions | Up to 3 motors / Indicator light / Hook / Home |
| Color | Black Silver White |

Handset

SP-Line Family HS.14



| | |
|-----------|---|
| Material | Plastic |
| Buttons | 2 / 3 / 4 / 5 / 6 / 7 buttons |
| Functions | Up to 3 motors / Indicator light / Backlight / Hook / Memory / Home |
| Color | Black |

Pebble Family HS.22



| | |
|-----------|--|
| Material | Plastic |
| Buttons | 2 / 4 / 6 / 8 buttons |
| Functions | Up to 3 motors / USB-A / Backlight / Hook / Home |
| Color | Black |

Ridge Family



JLDK.55.02



JLDK.55.05



JLDK.55.07

| | |
|-----------|-----------------------------------|
| Material | Plastic |
| Buttons | 2 / 5 / 7 buttons |
| Functions | Up to 3 motors / Home / USB-A 10W |
| Color | Champagne |

Switch

Ridge-C Family



FS.04.02



FS.04.05



FS.04.07

| | |
|-----------|---|
| Material | Plastic |
| Buttons | 2 / 5 / 7 buttons |
| Functions | Up to 3 motors / Home / USB-A+C 10W / 15W / 18W |
| Color | Champagne Silver Dark Grey |

Tyra-C Family



FS.03.02



FS.03.05



FS.03.07

| | |
|-----------|---|
| Material | Plastic |
| Buttons | 2 / 5 / 7 buttons |
| Functions | Up to 3 motors / Backlight / Home / USB-A+C 10W / 15W / 18W |
| Color | Champagne Silver |

Infinite Family

Switch




JLDK.54.05



JLDK.54.07



FS.17.05

| | |
|-----------|---|
| Material | Plastic |
| Buttons | 5 / 7 buttons |
| Functions | 2-3 motors / Backlight / Home / USB-A 10W / USB-A+C 10W |
| Color | Champagne  |

Como Family






JLDK.15.08



JLDK.15.08



JLDK.15.08

| | |
|-----------|---|
| Material | Plastic |
| Buttons | 2 / 5 / 7 buttons |
| Functions | Up to 3 motors / Light / Home / USB-A 10W |
| Color | Gunmetal  Silver  Dark Grey  |

Como-C Family





FS.16.02



FS.16.04



FS.12.06

| | |
|-----------|---|
| Material | Plastic |
| Buttons | 2 / 4 / 5 / 6 buttons |
| Functions | Up to 2 motors / Light / Home / USB-A+C 10W / 15W / 18W |
| Color | Gunmetal  Silver  Dark Grey  |

Leon-M Family

Switch




JLDK.48.05



JLDK.48.07



JLDK.48.09

| | |
|-----------|--|
| Material | Plastic |
| Buttons | 5 / 7 / 9 buttons |
| Functions | 2-3 motors / Heating pad / Memory / Home / USB-A 10W |
| Color | Silver  |



Leon-C Family



FS.24.07



FS.24.09

| | |
|-----------|--|
| Material | Plastic |
| Buttons | 2 / 5 / 7 buttons |
| Functions | Up to 3 motors / Home / USB-A+C 10W / 15W / 18W |
| Color | Champagne  Gunmetal  |



Colo Family



FS.26



JLDK.43

| | | |
|-----------|---|-----------------|
| Material | Plastic | Stainless Steel |
| Buttons | 1 button | 1 button |
| Functions | Backlight / Light control / One-touch Start/Stop | Light control |
| Color | Silver  Gunmetal  | |

Watershed Family

Switch





FS.29.02



FS.29.05




FS.29.07

| | |
|-----------|--|
| Material | Plastic |
| Buttons | 2 / 5 / 7 buttons |
| Functions | Up to 3 motors / Home / USB-A+C 10W |
| Color | Champagne  Silver  |


Slim Rocker Family



FS.34.05



FS.34.07

| | |
|-----------|--|
| Material | Plastic |
| Buttons | 5 / 7 buttons |
| Functions | 2-3 motors / Home / Backlight / USB-A+C 10W |
| Color | Titanium Black  |

Additional Options

Switch



JLDK.17.03



JLDK.17.05



JLDK.17.05



JLDK.07.01



JLDK.07.02



JLDK.04.06



JLDK.15.02



JLDK.04.07



JLDK.24.01



JLDK.24.02



JLDK.17.04



JLDK.15.07

Wall Plug Power AdapterPW.10

Accessory



| | |
|---------------------|--|
| Input | 100-240V AC 50Hz-60Hz 2.5A |
| Output | 29V DC 1.5A/1.8A/2.0A |
| Plug | US / EU standards |
| Certificates | UL / FCC / IC / DOE / CEC / RoHS / CE / ERP / RoHS |
| Protection features | Overcurrent, overvoltage, overheating and short circuit protection |

Desktop Power AdapterPW.20



| | |
|---------------------|---|
| Input | 100-240V AC 50Hz-60Hz 2.5A |
| Output | 29V DC1.8A/2.0A/3.0A |
| Plug | CHN / US / JP / EU / KOR / UK / AUS standards |
| Certificates | CCC / UL / FCC / IC / DOE / CEC / CB / CE / UKCA / PSE / KC+KCC / SAA+RCM / ERP / MEPS / RoHS |
| Protection features | Overcurrent, overvoltage, overheating and short circuit protection |

Desktop Power AdapterPW.30



Backup battery compartment
(2*9V batteries)

| | |
|---------------------|---|
| Input | 100-240V AC 50Hz-60Hz 2.5A |
| Output | 29V DC 1.8A/2.0A |
| Plug | CHN / US / JP / EU / KOR / UK / AUS standards |
| Certificates | CCC / UL / FCC / IC / DOE / CEC / CB / CE / UKCA / PSE / KC+KCC / SAA+RCM / ERP / MEPS / RoHS |
| Protection features | Overcurrent, overvoltage, overheating and short circuit protection |

Power Pack JLDP.11.011.000

Accessory

Lithium Battery



| Technical parameters | Environment | Charging parameters |
|---------------------------------|----------------------|------------------------|
| Nominal voltage: DC 25.9V | Work temp: 0~30°C | Input voltage: 30V Max |
| Nominal capacity: 1800mAh | Storage temp: 0~45°C | Input current: 3A Max |
| Nominal output: 20-29.4V 5A Max | Humidity: 20%~85% | |
| Overload current: 6.0A Max | | |

Power Pack JLDP.11.012.000



| Technical parameters | Environment | Charging parameters |
|---------------------------------|----------------------|------------------------|
| Nominal voltage: DC 25.2V | Work temp: 0~40°C | Input voltage: 30V Max |
| Nominal capacity: 2550mAh | Storage temp: 0~55°C | Input current: 3A Max |
| Nominal output: 16.8-29V 5A Max | Humidity: 20%~85% | |
| Overload current: 14A Max | | |

Light Strip & Cupholder

Accessory



R5.113.XX



R5.113.XX



JLDP.14.028

| | | | |
|----------|-------------------------|-------------------------|----------------------|
| Input | 29V | 29V | 29V |
| Color | Blue / Warm White Light | Blue / Warm White Light | Blue Light |
| Function | LED Monochrome / RGB | COB Monochrome / RGB | LED Monochrome / RGB |

AC/DC Socket



JLDP.14



JLDP.14



JLDP.14



JLDP.14

| | | | | |
|----------|-----------------|-----------------|-----------------|-----------------|
| Input | AC 100~240V | AC 100~240V | DC 29V | DC 29V |
| Color | Black | Black | Black | Black |
| Function | On / Off Button | On / Off Button | Indicator Light | On / Off Button |

Multi-Functional Accessory



JLDP.05.064 / 065



FP.06.01.01



R5.229.XX

| | | | |
|----------|-----------------------------------|--------------------|-------------------|
| Input | DC 29V | 12V | 29V |
| Color | Black | Silver / Dark Grey | White |
| Function | One-Touch Start/Stop / Child Lock | Bluetooth Speaker | Vibrating Massage |

Wireless Charging

Accessory



JLDP.22



FP.09



JLDK.56

| | | | |
|----------|----------|-----------|-----------------------------|
| Input | 5V | 29V | 29V |
| Color | Black | Black | Black / Silver / Wood Grain |
| Function | 5W / 10W | 10W / 15W | 10W / 15W |

USB A+C Port



PO.03.04



PO.11.01



PO.13.01

| | | | |
|----------|-----------------|----------------|-----------|
| Input | 5V | 29V | 29V |
| Color | Black | Black / Silver | Silver |
| Function | 10W / Backlight | 10W / 18W | 10W / 18W |

Multi-Functional Socket



FR.04



FR.04



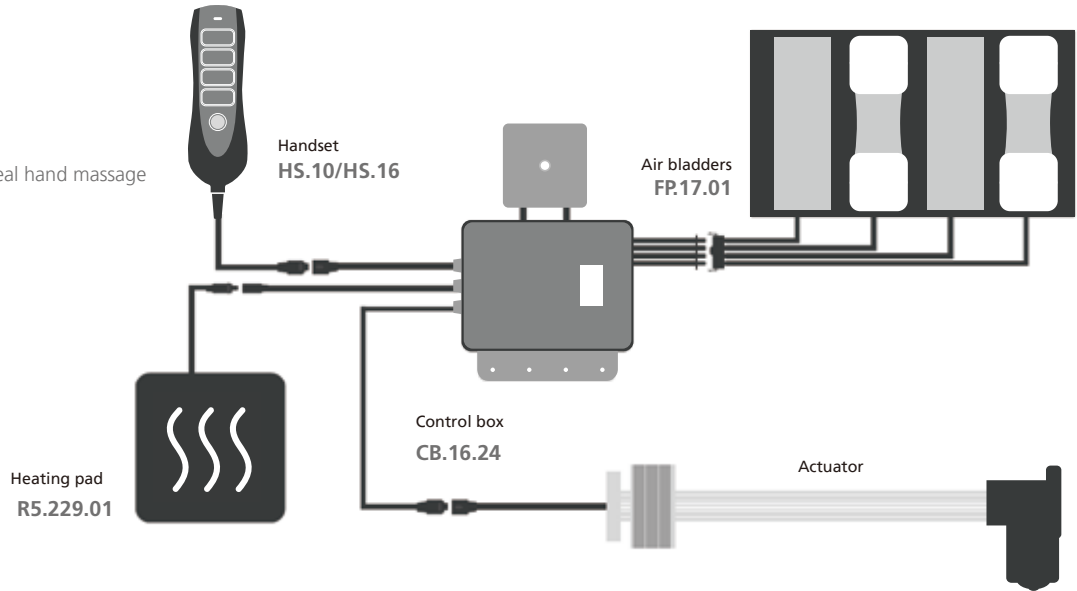
FR.04

| | | | |
|----------|----------|-----------|-----------|
| Input | 15A 125V | 15A 125V | 10A 125V |
| Color | Black | Black | Champagne |
| Function | / | USB-A 10W | USB-A 10W |

Air Massage System

System Solution

- 1. Manual / Automatic mode
- 2. Timed automatic shutdown
- 3. Silent inflation & deflation
- 4. Simulates the feeling of a real hand massage
- 5. Customizable



3 Massage Modes

Alternated

Pulse

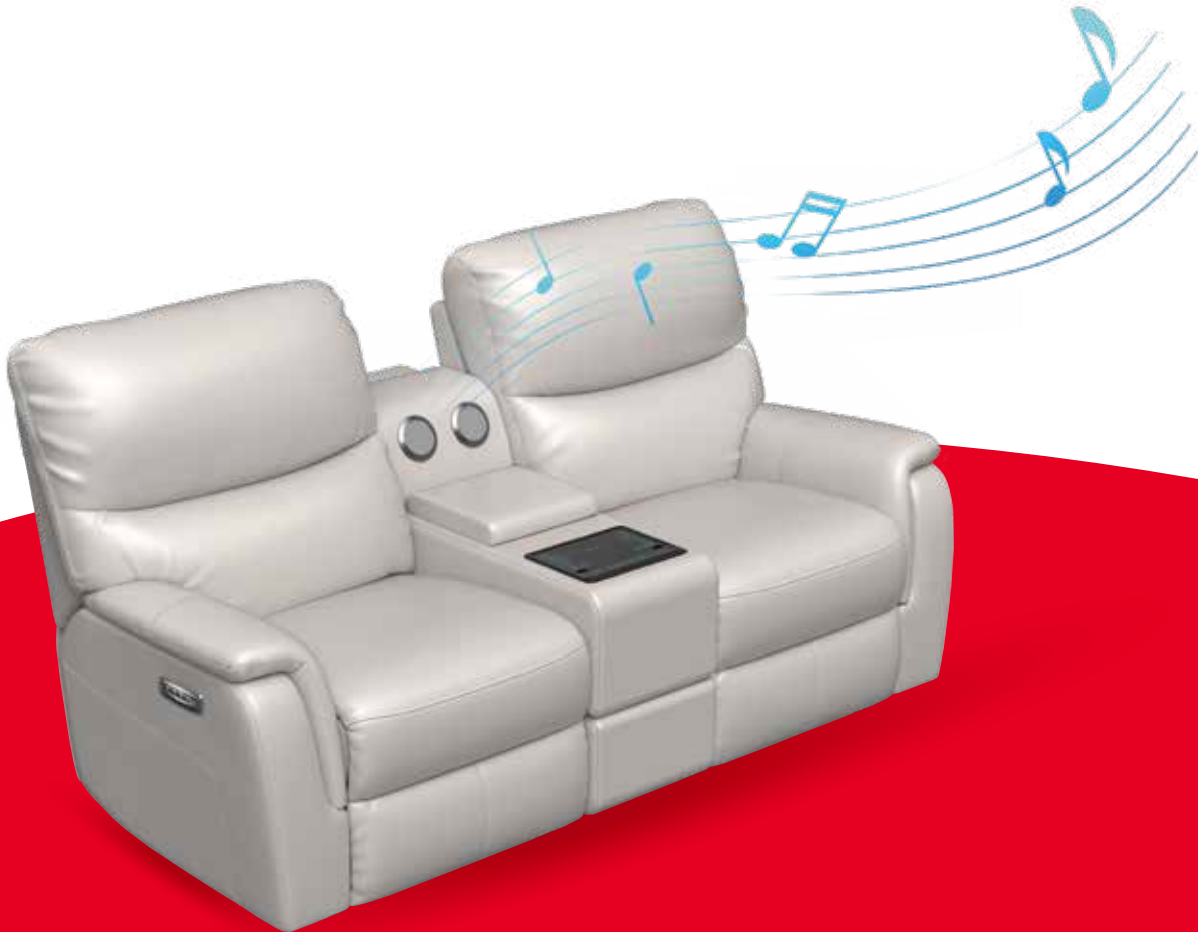
Wave

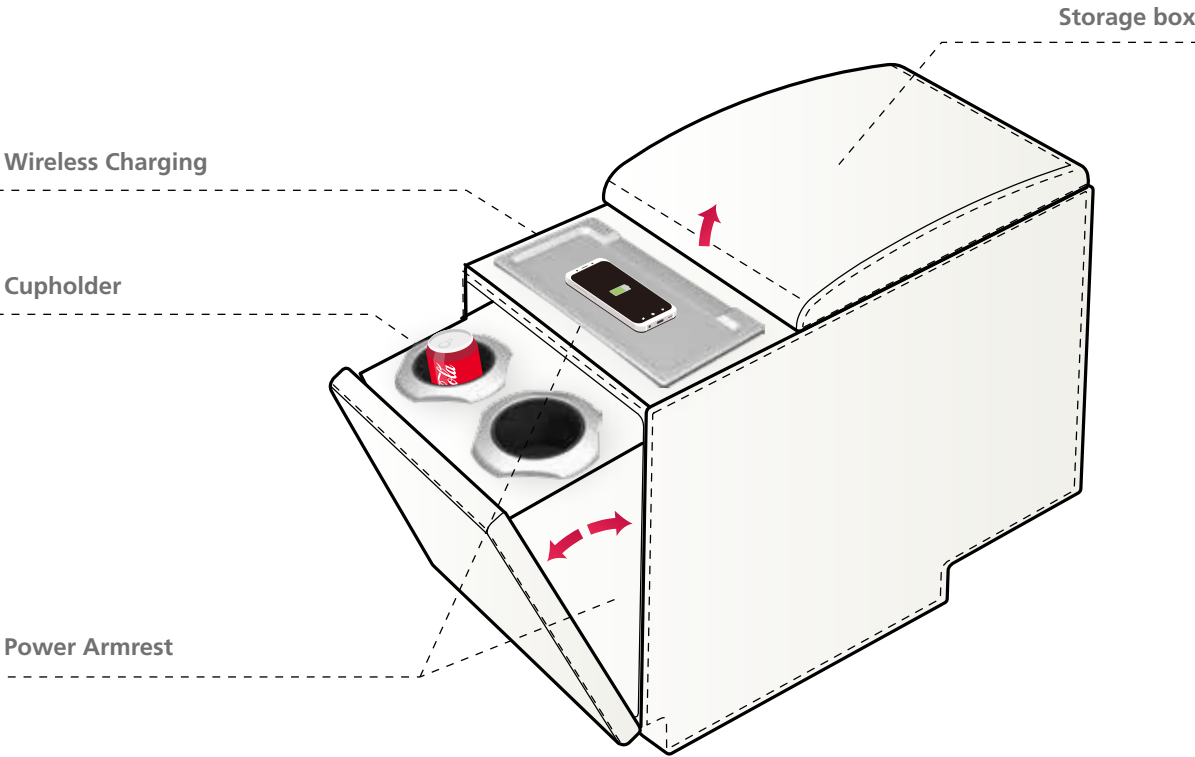
- The air massage will automatically turn off after 45 minutes.
- The heating pad will automatically turn off after 30 minutes.

Immersive Audio System

System Solution

- 1. Integrated control system for full control of smart sofa functions
- 2. Bluetooth® 5.0 audio media control
- 3. Sync mode: cascade multiple sofas for synchronized audio media playback
- 4. Wireless, USB-A+C, multiple charging options available
- 5. Independent child lock safety feature
- 6. Sofa control functionality for adjusting multiple motors
- 7. Optional control panel functions, suitable for various sofa types





JLDK.56

1. Power: 10W / 15W
2. Panel color: Black / Silver / Wood Grain
3. The regular console can be upgraded to a power console, and use a hidden cupholder for a tidier and cleaner look



JLDP.14.028

1. Double-sided design, compatible with different types of containers
2. Cupholder ambient light
3. Customizable exterior color options



Bluetooth® Box
JLDR.05.065

1. Bluetooth® 4.2 technology: lower power consumption, less radiation and faster response time
2. Multiple memory positions
3. Smartphones and tablets compatible, user-friendly and intuitive app, customizable interface



Scan to download




Scan to download

LCD Touch Control System



LCD Touch
JLDK.39



1. Individual control of the left and right seat
2. Multi-functional touch button for motor control, light control, memory positions and more
3. High-quality glass surface, resistant to wear

China Jiaxing

Add: No.1507 Taoyuan Road, Gaozhao Subdistrict, Xiuzhou Development Zone, Jiaxing, Zhejiang, China 314031
Service Hotline: +86-400-887-8573
Tel: +86-(0)573-8228-1028
E-mail: info@dewertokin.com
Web: www.dewertokin.com

China Huizhou

Add: Building C6, Zhantao Industrial Zone, Weibu Village, Qiuchang Town, Huiyang District, Huizhou, Guangdong, China
E-mail: info@dewertokin.com

China Taiwan

Phoenix Mecano Hong Kong Limited Taiwan Branch
Add: Room 4E-12, No.5, Hsin-Yi Road, Sec. 5, 11011 Taipei, Taiwan, China
Contact: Allen Wang
Phone: +886 2 27252582
E-mail: allen@pmtwn.com.tw

Korea

Add: No. 506, Bomb Building, 617-3, Gajeong-dong, Seo-gu, Incheon, Korea.
Zip Code: 22731
Contact: Amos An
Mobile: +82-10-6865-0599
E-mail: amos.an@dewertokin.com

Japan

Add: 52 Saiwai-Cho 420-0067 Shizuoka-City
Contact: JR Piao
Mobile: +81-90-6507-0205
E-mail: jr.piao@dewertokin.com
Web: www.dewertokin.com/ja/

Australia

Add: 64 Butler Way, Tullamarine, Victoria, Australia, 3043
Tel: +61 (3) 9338 56 99
Fax: +61 (3) 9338 53 99
E-mail: info@phoenix-mecano.com.au
Web: www.phoenix-mecano.com.au

Germany

DewertOkin GmbH
Weststrasse 1
32278 Kirchleugern
Deutschland / Germany
Tel: +49 5223 979 0
Fax: +49 5223 751 82
E-mail: info@dewertokin.de
Web: www.dewertokin.com

Vietnam

Lo H5-2(khu B1), duong D9, khu cong nghiep rach bap, xa an dien, thi xa ben cat, tinh binh duong, Vietnam
Contacts: Josiah Xia
Mobile: +84 0913922780
Email: Josiah.Xia@dewertokin.com

Malaysia / India

Singapore / Thailand

Indonesia

Add: No. 22A-1, Blok 22A, Level1, Empire Galleri, Jalan Empayar/KU1 off Persiaran Sultan Ibrahim, 41150 Klang, Selangor, Malaysia
Zip Code: 41150
Contact: Ngkian Seng
Mobile: +60 193150628
E-mail: ngkianseng@dewertokin.com

United States

Okin America INC.
Add: 291 CDF Blvd Shannon, MS 38868
Tel: +1 662-566-1000
E-mail: orders.okin@okinamerica.com
Web: www.okinamerica.com

Brazil

DewertOkin Latin America
Address: Av. Prof. Alceu Maynard de Araujo, 185, São Paulo, SP
Zip Code: 04626-160
Contact: Adriana Shinzato
E-mail: vendas@dewertokin.com.br
Tel: +55.11.56434190
Web: www.dewertokin.com.br



Over 40 years of experience.



Follow us: DewertOkin

